

ECHO

STEP LIGHT SERIES

A series of step lights designated to illuminate steps on staircases or walkways. Echo series luminaires are available in 4 different design variants to suit different aesthetic requirements.



Fixture Features



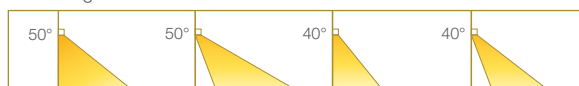
IP65

Module Colour Temperature Variation



ProART

Beam Angle







Driver Dimming Variation



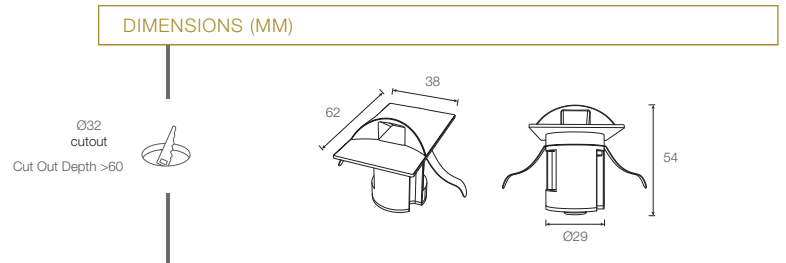
(24V)

ECHO TOPHAT 65

1.5W MINI STEP LIGHT

	AVAILABLE OPTIONS	
	FIXTURE COLOUR OPTIONS	Trim Colour Options SILVER ANODIZED 
	LED MODULE	SINGLE CCT 2700K 3000K 4000K 
DRIVER DIMMING	 (24V) <small>*24V drivers are not included and are sold separately</small>	

DIMENSIONS (MM)



Ø32 cutout
Cut Out Depth >60

62 38

54
Ø29

SPECIFICATIONS

Family Type	Echo Series
Input Voltage	24V DC Constant Voltage
Input Power	1.5W
Lifetime	50,000 hours (80% lumen maintenance at Ta = 25°C), B10
Beam Angles	50°
Colour Temperatures	2700K, 3000K, 4000K
CRI	High Efficiency (CRI~85)
SDCM	3 steps MacAdam ellipse binning

Driver (Dimming)	Non-dimmable
Materials	Aluminium, plastic
Ingress Protection	IP65
Regulatory Markings	CE, RoHS
Weight	0.05g

PHOTOMETRICS

ECHO TOPHAT

Meter		Emax (lx)	ECHO TOPHAT		Luminous Flux (lm)
			Input Power	CRI	3000K
		50°			50°
1	E (62°)	56	1.5W	High Efficiency CRI-85	42
2	E (62°)	14			
3	E (62°)	6			
4	E (62°)	4			
5	E (62°)	2			

Data are based on 3000K (ProART CRI-95). Nominal data of 2700K and 3500K are shared with 3000K. Higher CCT of 4000K and 5000K will have a nominal data value of 5% higher than published. (f = 1.05)
Nominal CRI-85, equals to Ra>80~87, R9>0

ORDERING MATRIX CHART

Type	Fixture		LED Module							
	Colour		LED Power		Beam Angle		Colour Temp		CRI	
ECHO-TOPHAT	SA	Silver Anodized	1	1.5W	50	50°	27	2700K	HE	Ra-85
							30	3000K		
							40	4000K		

example: ECHO-TOPHAT.SA.1.50.27.HE
 *Drivers for ECHO Series are sold separately.